

Say Hello to Superdesk

The background consists of several overlapping computer screens. The top-most screen shows a social media interface with a post from 'Lucky' that says 'This needs some further research. I'm not sure I can make sense of it.' Below it, another screen displays a news article with the headline 'Belgian embassy security and Syria' and a sub-headline 'Jean-Luc Bodin demands more on the refugees crisis in Syria'. Other screens in the stack show various news snippets and social media feeds, all slightly blurred and tilted to create a sense of depth and activity.



SUPERDESK: YOUR DIGITAL NEWSROOM

What Superdesk is:

End-to-end news creation, production, curation and distribution platform.

API-driven open source news management tool. Built for journalists by journalists.

What Superdesk does:

- Ingest
- Creation
- Archiving
- Distribution
- Management and structure of workflows
- Editorial communications

WHAT SETS SUPERDESK APART?

5 key differentiators:

- **Fast and lightweight**, because it's web-based
- **Powerful** thanks to built-in MongoDB and Elastic search
- **Proven**, by running the newsrooms of national news agencies, from Australia to Norway
- **Flexible** open source code base that can be easily configured and extended
- **Forward-looking**, with an API-first approach that lets you create once, and publish anywhere

Editorial Features

- Editorial workflows set up according to newsroom needs (not vice versa)
- Forward planning
- Collaboration tools
- Shared dashboard, personal workspaces
- Fine-grained user access management

The image displays several overlapping screenshots from the Sourcefabric editorial workflow software:

- Ingest Dashboard:** Shows a central area with three panels for 'Reuters', 'AAP', and 'AAP'. Each panel displays 'OPENED BY System' and a count (0, 2294, and 2096 respectively). Below these are sections for 'LAST TIME UPDATED' and 'LOW MESSAGES'.
- PRODUCER Interface:** A sidebar showing a list of tasks and items, including 'FINANCE / PRODUCER', 'WERT 90', and various news items related to 'YEMEN SECURITY' and 'TEST TASK'.
- Main Article:** A large article titled 'China to strengthen surveillance, security in anti-terror push'. The text includes: 'China will establish a national population database linked to ID information and credit records as part of a larger push to beef up security.' and 'BEIJING, April 14 (Reuters) - China will establish a national population database linked to ID information and credit records, state media reported late on Monday, as part of a larger push to beef up surveillance and security in response to violent unrest.'
- Advanced Search:** A search results page showing a grid of news items. The grid includes items like 'TENNIS MEN'S MONTE-CARLO' and 'SERBIA PALESTINIANEV'. The interface includes filters for content types, sources, and categories.

Content Features

- Automatic article creation via ingested content
- Saved search
- Custom metadata
- Content profiles and templates
- Content packaging: text + multimedia
- Locking, auto-save and versioning

The screenshot displays the 'Master Desk' interface, which is a content management system. At the top, there are navigation tabs for 'CONTENT', 'TASKS', and 'USERS'. Below this, the interface is organized into several columns representing different content categories: FINANCE, SPORT, NATIONAL, BROADCAST, and PERTH. Each column has a 'PRODUCER' section with a list of items and a 'REVISE' section with a count of items. The 'FINANCE' column shows 47 items in the producer section and 1 in the revise section. The 'SPORT' column shows 11 items in the producer section and 0 in the revise section. The 'NATIONAL' column shows 30 items in the producer section and 4 in the revise section. The 'BROADCAST' column shows 7 items in the producer section and 0 in the revise section. The 'PERTH' column shows 0 items in the producer section and 0 in the revise section. The interface also includes a search bar and various filters for each category.



THE INTERFACE

Superdesk is designed to delight

It's not just powerful newsroom software. Superdesk also delivers an enjoyable user experience, with a clean, uncluttered design that's fast, responsive and easy to use.

The interface provides:

- A shared view of your newsroom activity
- Private workspaces that can be personalised by your users

Dashboard

The dashboard of Superdesk provides a shared view of newsroom activity to all members of a desk.

Users can personalise their dashboard with widgets such as World Clock, Activity Stream, Monitoring view, Ingest activity and Ingest stats.

The screenshot displays the Superdesk dashboard interface. The top navigation bar includes a hamburger menu, the word "NATIONAL", and a plus sign. Below this, the main dashboard area is titled "Dashboard" and contains several widgets:

- World Clock:** A widget showing three analog clocks for LONDON (14:42 Monday), TOKYO (22:42 Monday), and MOSCOW (16:42 Monday).
- Activity Stream:** A list of recent activity items, including updates from Sava Tatić and Adena Devera regarding task updates and text items.
- Monitoring:** A widget with a search bar and a list of news items under the "NATIONAL / PRODUCER STAGE" filter, such as "HOSTAGE CRISIS" and "Deadline set by Islamic Stat...".
- Ingest:** A widget with a search bar and a list of news items under the "MODE: BASIC" filter, such as "Romania ministry summons Hungarian diplomat" and "US lawmaker doesn't plan to resign".
- Ingest Stats:** A widget showing a donut chart with segments for "AAP" and "Canada".

A vertical sidebar on the left side of the dashboard contains icons for home, eye, list, trash, person, and search.

Workspaces

Every desk in Superdesk has a **workspace** shared by all desk members, including the dashboard.

You can also create **custom workspaces** which are private. Custom workspaces have a variety of settings, including notifications.

If a user is tagged in a comment on a story, they can be **notified via email** even if they are not currently logged into Superdesk.

The screenshot displays the Superdesk interface. On the left, a sidebar menu is open, showing a list of desks: POLITICS DESK, DEMO, POLITICS DESK, and SPORTS DESK. Below these are custom workspaces, with a 'CREATE NEW WORKSPACE' button highlighted. The main content area shows a list of news stories with their titles and dates. On the right, there are several widgets: a 'World Clock' showing times for London, Tokyo, and Moscow; an 'Ingest Stats' donut chart showing the distribution of news sources (bbc, CNN, Forbes); and a search results panel for 'Donald Trump' with a list of search results.

Story Title	Date
PD: Woman used rope to escape facility	03/17
Students get snow day homework	03/16
Interfaith rally held after hate threats	03/14
Bill proposes firearms for firefighters	03/13
House in New York state encased in ice during cold spell	03/13
The CNNMoney Trump jobs tracker	03/13
'The Legend of Zelda: Breath Of The Wild' May Have Saved The Nintendo Switch	03/07
This Is Why I Think 'Logan' Raises The Bar For Superhero Movies	03/07
The Effect Of Travel Bans On Fintech	03/07

Source	Percentage
bbc	~35%
CNN	~35%
Forbes	~30%

NEWSROOM SET-UP

Day one with Superdesk

To get started, a news manager creates one desk and one stage. (There is no maximum number of either.)

Desk settings include:

- Source of content for user-created articles
- Content expiry date
- Default news service for Ingest

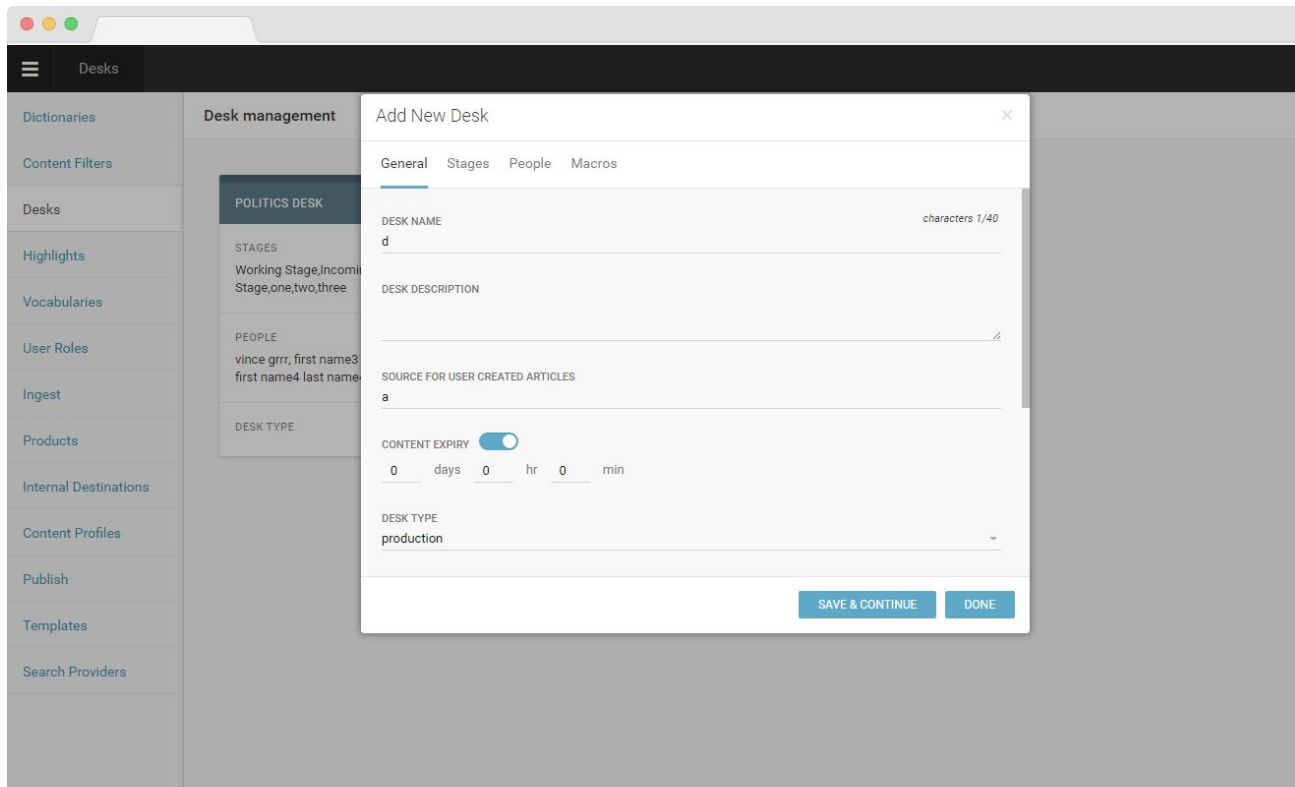
Stage settings include:

- Visibility of content (global or local)
- Workflow definition (working / incoming stage)

Structure of the Newsroom

The basic organisational unit of Superdesk is the desk.

Once you create a desk (“news”, “sports” or “entertainment”), you **assign users** to it and grant them specific permissions.



The screenshot shows the Superdesk interface with the 'Add New Desk' dialog box open. The dialog box has a title bar 'Add New Desk' and a close button. It contains several tabs: 'General', 'Stages', 'People', and 'Macros'. The 'General' tab is active. The form fields are as follows:

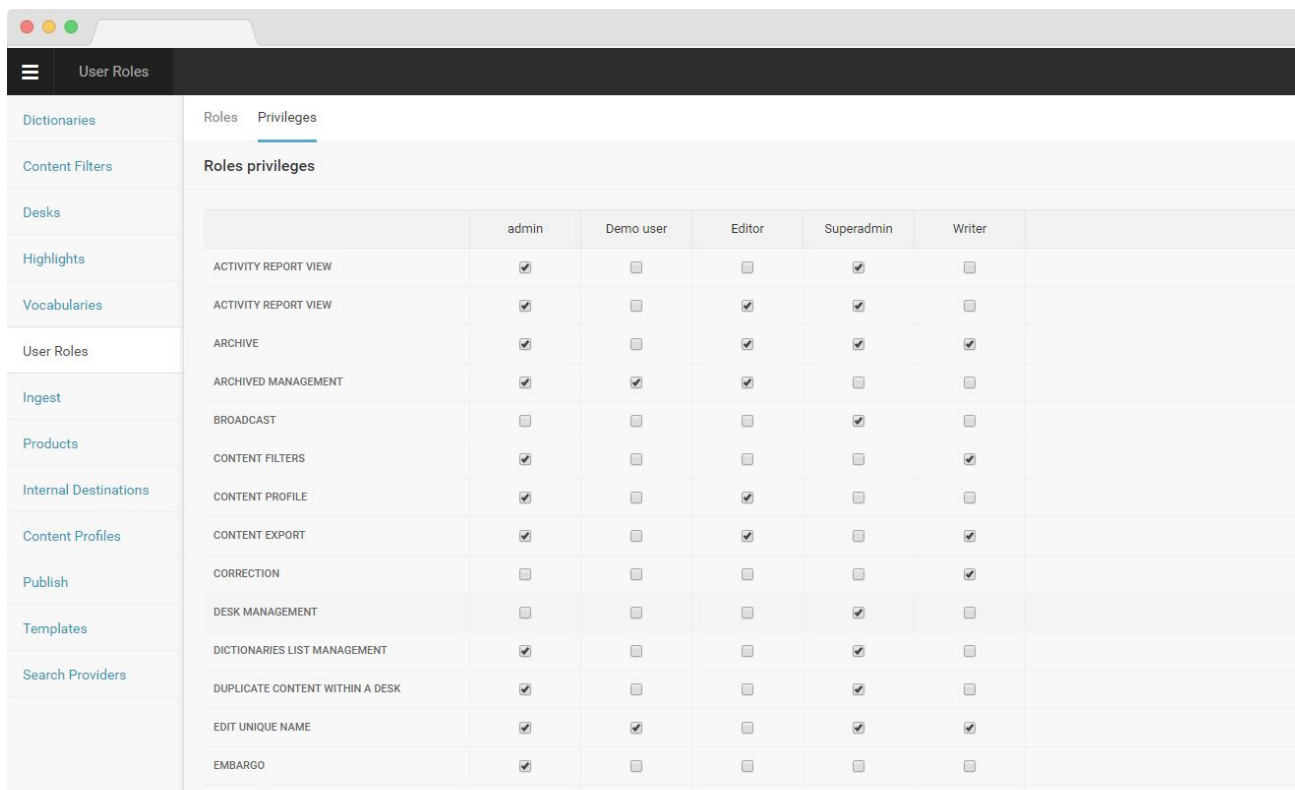
- DESK NAME:** 'd' (characters 1/40)
- DESK DESCRIPTION:** (empty)
- SOURCE FOR USER CREATED ARTICLES:** 'a'
- CONTENT EXPIRY:** A toggle switch is turned on, with input fields for '0' days, '0' hr, and '0' min.
- DESK TYPE:** 'production' (dropdown menu)

At the bottom of the dialog box, there are two buttons: 'SAVE & CONTINUE' and 'DONE'. In the background, the 'Desk management' section is visible, showing a list of desks under the heading 'POLITICS DESK'. The list includes 'STAGES' (Working Stage, Incomplete Stage, one, two, three) and 'PEOPLE' (vince grrr, first name3, first name4 last name).

Users and their Roles

Superdesk's sophisticated technology is made simple for users. They only see those options that they have permission to use.

Permissions such as Edit, Update or Publish are assigned to users depending on their roles.



The screenshot displays the 'User Roles' management interface. The left sidebar contains a menu with the following items: Dictionaries, Content Filters, Desks, Highlights, Vocabularies, User Roles (selected), Ingest, Products, Internal Destinations, Content Profiles, Publish, Templates, and Search Providers. The main content area is titled 'User Roles' and has two tabs: 'Roles' and 'Privileges' (selected). Below the tabs is the heading 'Roles privileges' and a table with columns for roles and checkboxes for various permissions.

	admin	Demo user	Editor	Superadmin	Writer	
ACTIVITY REPORT VIEW	<input checked="" type="checkbox"/>	<input type="checkbox"/>	<input type="checkbox"/>	<input checked="" type="checkbox"/>	<input type="checkbox"/>	
ACTIVITY REPORT VIEW	<input checked="" type="checkbox"/>	<input type="checkbox"/>	<input checked="" type="checkbox"/>	<input checked="" type="checkbox"/>	<input type="checkbox"/>	
ARCHIVE	<input checked="" type="checkbox"/>	<input type="checkbox"/>	<input checked="" type="checkbox"/>	<input checked="" type="checkbox"/>	<input checked="" type="checkbox"/>	
ARCHIVED MANAGEMENT	<input checked="" type="checkbox"/>	<input checked="" type="checkbox"/>	<input checked="" type="checkbox"/>	<input type="checkbox"/>	<input type="checkbox"/>	
BROADCAST	<input type="checkbox"/>	<input type="checkbox"/>	<input type="checkbox"/>	<input checked="" type="checkbox"/>	<input type="checkbox"/>	
CONTENT FILTERS	<input checked="" type="checkbox"/>	<input type="checkbox"/>	<input type="checkbox"/>	<input type="checkbox"/>	<input checked="" type="checkbox"/>	
CONTENT PROFILE	<input checked="" type="checkbox"/>	<input type="checkbox"/>	<input checked="" type="checkbox"/>	<input type="checkbox"/>	<input type="checkbox"/>	
CONTENT EXPORT	<input checked="" type="checkbox"/>	<input type="checkbox"/>	<input checked="" type="checkbox"/>	<input type="checkbox"/>	<input checked="" type="checkbox"/>	
CORRECTION	<input type="checkbox"/>	<input type="checkbox"/>	<input type="checkbox"/>	<input type="checkbox"/>	<input checked="" type="checkbox"/>	
DESK MANAGEMENT	<input type="checkbox"/>	<input type="checkbox"/>	<input type="checkbox"/>	<input checked="" type="checkbox"/>	<input type="checkbox"/>	
DICTIONARIES LIST MANAGEMENT	<input checked="" type="checkbox"/>	<input type="checkbox"/>	<input type="checkbox"/>	<input checked="" type="checkbox"/>	<input type="checkbox"/>	
DUPLICATE CONTENT WITHIN A DESK	<input checked="" type="checkbox"/>	<input type="checkbox"/>	<input type="checkbox"/>	<input checked="" type="checkbox"/>	<input type="checkbox"/>	
EDIT UNIQUE NAME	<input checked="" type="checkbox"/>	<input checked="" type="checkbox"/>	<input type="checkbox"/>	<input checked="" type="checkbox"/>	<input checked="" type="checkbox"/>	
EMBARGO	<input checked="" type="checkbox"/>	<input type="checkbox"/>	<input type="checkbox"/>	<input type="checkbox"/>	<input type="checkbox"/>	

Structure of Content

No two newsrooms are the same, nor is their content. In Superdesk, you use content profiles to create templates – including article metadata – for the kinds of stories you publish regularly.

For example: maximum length of story, subheadings, alignment, and formatting.

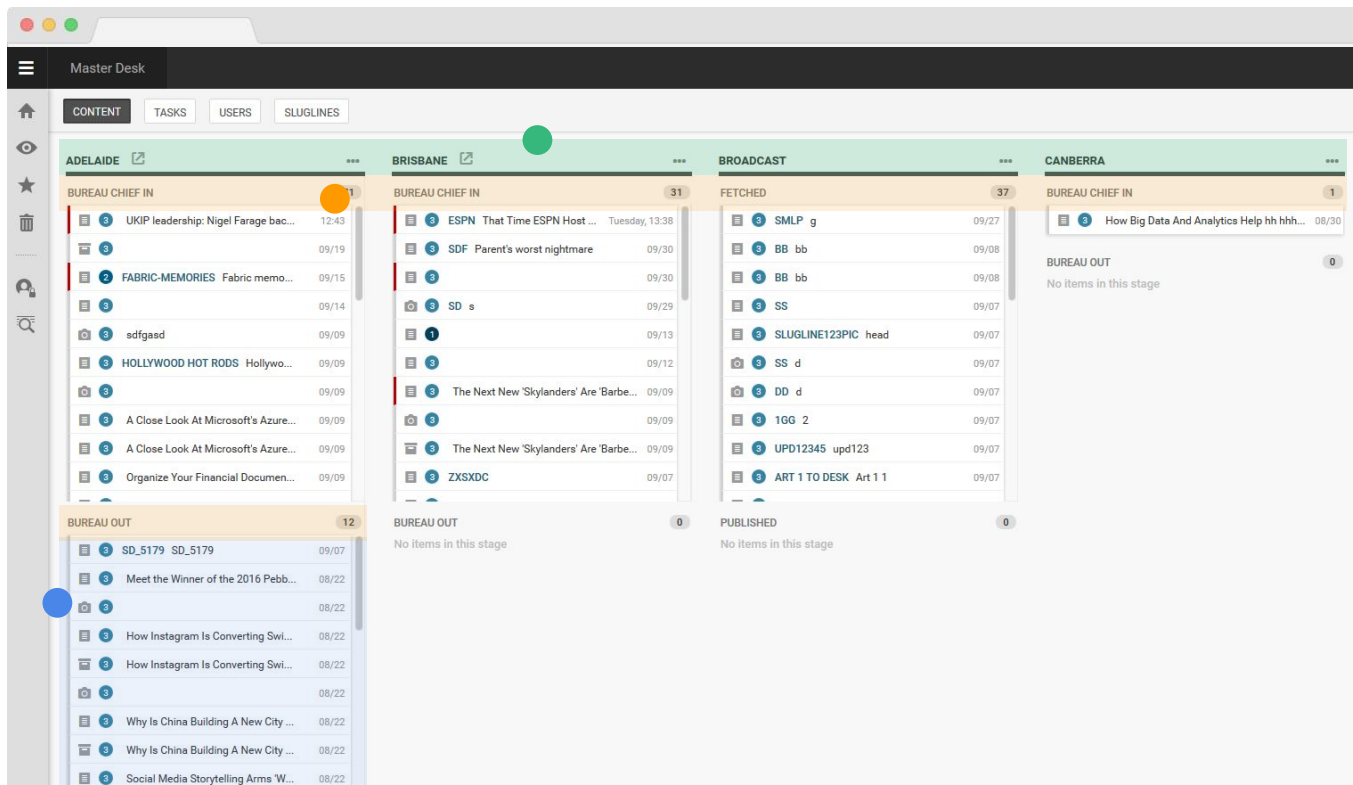
The screenshot displays the Superdesk 'Content Profiles' management interface. On the left, a sidebar lists various system components: Dictionaries, Content Filters, Desks, Highlights, Vocabularies, User Roles, Ingest, Products, Internal Destinations, Content Profiles, Publish, Templates, and Search Providers. The main area shows a list of content profiles. Two profiles are visible: 'DEMO' and 'VINCERPRODX'. The 'DEMO' profile is selected, and its details are shown in a modal window titled 'Editing "Demo"'. The modal contains the following information:

- Label:** Demo
- Description:** Demo content profile
- Active:**
- Schema Configuration:**
 - Take Key:**
 - Urgency:**
 - REQUIRED:**
 - ORDER:** 6
 - DEFAULT VALUE:** 3
 - WIDTH:** Quarter
 - Body HTML:**
 - EDITOR3:**
 - REQUIRED:**

Desks and Stages

In Superdesk, content moves between desks (coverage areas and the reporters assigned to them) and stages (the steps of processing an article, from creation to editing to publishing).

 Desks  Workflow Stages  Content Pipeline (of desk, per stage)



The screenshot displays the Superdesk Master Desk interface. At the top, there are tabs for CONTENT, TASKS, USERS, and SLUGLINES. Below this, the interface is divided into four main desk columns: ADELAIDE, BRISBANE, BROADCAST, and CANBERRA. Each desk column has a 'BUREAU CHIEF IN' section with a list of articles and their timestamps. A green circle highlights the BRISBANE desk header. Below the desk columns, there are sections for 'BUREAU OUT' and 'PUBLISHED' items, each with a count. A blue circle highlights the 'BUREAU OUT' section under the ADELAIDE desk. The interface also includes a sidebar on the left with navigation icons and a top navigation bar with a hamburger menu.



CONTENT JOURNEY

Define your own workflows

In Superdesk, you set up editorial processes according to the way your newsroom already works.

You also have options for:

- Creating content
- Managing sources
- Defining publishing parameters

Content Profiles: Standards-Based, Highly Customisable

Content profiles let you define custom structures for your stories. Some metadata options:

- Urgency
- Priority
- Article element dimensions (height, width, length)
- Featured media
- Required sign-off
- Editorial note

Content profiles in Superdesk are based on the NewsML-G2 standard.

The screenshot displays the Superdesk Content Profiles management interface. The main window is titled "Content Profiles" and shows a list of profiles. Two profiles are visible: "DEMO" and "VINCERPRODX". The "DEMO" profile is selected, and its details are shown in a modal window titled "Editing 'Demo'".

The "DEMO" profile details include:

- STATUS: Active
- UPDATED: 12 days ago

The "VINCERPRODX" profile details include:

- STATUS: Active
- UPDATED: 5 days ago

The "Editing 'Demo'" modal window shows the following configuration options:

- LABEL: Demo
- DESCRIPTION: Demo content profile
- ACTIVE:
- Schema Configuration:
 - Take Key:
 - Urgency:
 - REQUIRED:
 - ORDER: 6
 - DEFAULT VALUE: 3
 - WIDTH: Quarter
- Body HTML:
- EDITOR3:
- REQUIRED:

Content Creation

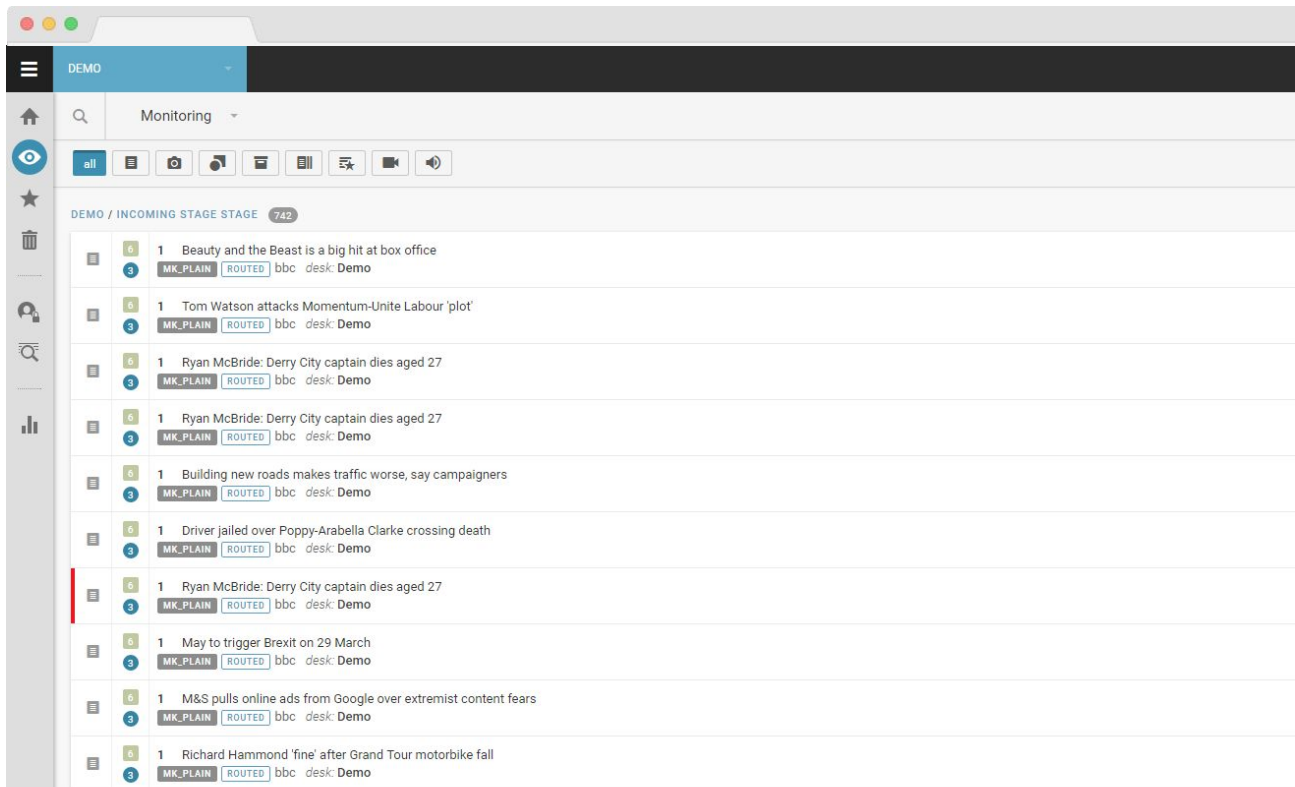
Creating content is fast and easy in Superdesk thanks to the Ingest function.

With Ingest you can source articles via APIs, FTP, RSS, or any other kind of structured content or format – even email.

The screenshot displays the Superdesk 'Ingest' interface. On the left is a sidebar menu with categories like Dictionaries, Content Filters, Desks, Highlights, Groups, Vocabularies, User Roles, Ingest, Products, Internal Destinations, Content Profiles, Publish, Templates, and Search Providers. The main area shows a list of 'Ingest sources' with entries such as 'bbc', 'CNN U.S. Edition', 'Email Ingest', 'Forbes RSS feed', 'NaregEmailIngest', 'NRK Rss', 'NTB (test)', 'siste', 'the intercept', 'The Source', and 'Ukrinform'. A modal dialog titled 'Add New Source' is open, showing configuration options for a new source. The dialog has tabs for 'General', 'Notification', and 'Critical Errors'. The 'General' tab is active, showing a 'STATUS' toggle (checked), 'PROVIDER NAME' (CNN Africa), 'SOURCE NAME' (CNN Africa), 'FEEDING SERVICE' (RSS), and 'FEED PARSER'. Below these are 'ARTICLE TYPE(S)' icons for text, image, audio, video, and document. The 'UPDATE EVERY' is set to 1 min 0 sec, and 'NOTIFY WHEN IDLE FOR MORE THAN' is set to 0 hrs 0 min. 'CONTENT EXPIRY' is set to 2 days 0 hr 0 min, and 'ALLOW REMOVE INGESTED ITEMS' is disabled.

Workflow Stages

Stages designate the steps of the content journey, from creation to editing, approval and output.



The screenshot displays a web application interface for content workflow management. The top navigation bar includes a hamburger menu, the word 'DEMO', and a search bar. Below the search bar is a 'Monitoring' dropdown menu and a row of icons for various actions like 'all', 'list', 'camera', 'refresh', 'print', 'list', 'share', 'video', and 'audio'. The main content area shows a list of items under the heading 'DEMO / INCOMING STAGE STAGE' with a count of 742. Each item in the list consists of a small icon, a status indicator (a green '6' and a blue '3'), a title, and a status bar with 'MK_PLAIN', 'ROUTED', 'bbc', and 'desk: Demo'.

Item ID	Title	Status	Source	Desk
1	Beauty and the Beast is a big hit at box office	6 (3)	bbc	desk: Demo
1	Tom Watson attacks Momentum-Unite Labour 'plot'	6 (3)	bbc	desk: Demo
1	Ryan McBride: Derry City captain dies aged 27	6 (3)	bbc	desk: Demo
1	Ryan McBride: Derry City captain dies aged 27	6 (3)	bbc	desk: Demo
1	Building new roads makes traffic worse, say campaigners	6 (3)	bbc	desk: Demo
1	Driver jailed over Poppy-Arabella Clarke crossing death	6 (3)	bbc	desk: Demo
1	Ryan McBride: Derry City captain dies aged 27	6 (3)	bbc	desk: Demo
1	May to trigger Brexit on 29 March	6 (3)	bbc	desk: Demo
1	M&S pulls online ads from Google over extremist content fears	6 (3)	bbc	desk: Demo
1	Richard Hammond 'fine' after Grand Tour motorbike fall	6 (3)	bbc	desk: Demo



EDITING ENVIRONMENT

Rich editing environment

Superdesk comes with a flexible and collaborative editing tool:

- Create and update stories in seconds
- Re-use content easily
- Enrich articles with images, multimedia snippets and all types of embeds
- Group stories together via highlighting
- Multi-edit (i.e. side-by-side editing of multiple stories)
- Lock, auto-save, versioning
- Flexible ways of updating content (correct, unpublish, delete)

Edit – and add multimedia

Superdesk's editor comes with full multimedia capabilities. You can add videos, social media content or any other embeddable content via URL or embed code. You can even build tables right from within the editor.

The screenshot displays the Superdesk news editor interface. On the left, a sidebar contains navigation icons. The main area is divided into several sections:

- Monitoring:** A search bar and a list of news items with status indicators (e.g., "IN PROGRESS", "SUBMITTED").
- NEWS / INCOMING STAGE:** A list of news items with status indicators (e.g., "SUBMITTED", "IN PROGRESS").
- NEWS / FOR APPROVAL STAGE:** A list of news items with status indicators (e.g., "SUBMITTED", "IN PROGRESS").
- NEWS DESK OUTPUT:** A list of news items with status indicators (e.g., "CORRECTED", "PUBLISHED").

The right-hand side shows a detailed view of a news article titled "NTB Leads the Charge for Newsroom Innovation with Superdesk". The article includes a byline for Anna Rohleder and a date of Feb 02/10. A rich text editor is visible, showing a table with 10 columns and 10 rows. The table has a header row with labels: "H2", "B", "I", "U", "X", "T", "TBL", "Row", and "Column". The table content is as follows:

H2	B	I	U	X	T	TBL	Row	Column	

The article text includes: "Norwegian national news agency Norsk Telegrambyrå (NTB) has launched Sourcefabric's Superdesk editorial system across its entire news operation." and "NTB's ambition is to be in a position to constantly adapt to the needs of its customers, and to develop and target new products to specific editorial production systems." The interface also shows a toolbar with various editing tools and a sidebar with additional options.

Search – and find

Running on Elastic search technology and MongoDB, almost everything is searchable in Superdesk.

You can save searches and even share them. You can search privately, globally or granularly. You can search through image databases of your own or those of image providers.

The screenshot displays the Superdesk search interface. The search bar at the top contains the query 'trump'. Below the search bar, there are tabs for 'Advanced Search', 'Saved', and 'Raw'. The 'Advanced Search' tab is active, showing a search configuration panel on the left and a list of search results on the right.

The search configuration panel on the left includes the following sections:

- In Superdesk:** Buttons for 'Ingest', 'Production', 'Published', and 'Archived'.
- PARAMETERS:** Fields for 'SLUGLINE' and 'HEADLINE'.
- STORY TEXT:** A text input field.
- UNIQUE NAME:** A text input field.
- BYLINE:** A text input field.
- SUBJECT:** A dropdown menu with a '+' icon.
- COMPANY CODES:** A dropdown menu with a '+' icon.
- MARKED DESKS:** A dropdown menu with a '+' icon.

The search results on the right are displayed in a table format. The first result is highlighted in blue and shows the following details:

- Item ID:** 33
- Headline:** All Signs Point To A Strong 2017 Real Estate Market
- Source:** MK_PLAIN (FETCHED) Forbes desk: Demo
- Time:** 16:45

Other results in the list include:

- Item 33: All Signs Point To A Strong 2017 Real Estate Market (INGESTED) Forbes fetched in Demo (15:20)
- Item 37: Trump Wants To Kill Biomedical Research. This Is Cruel And Pointless. (INGESTED) Forbes (13:30)
- Item 30: Meet Trump's Kind Of Immigrants: Wealthy Investors Who Funded A Kushner Development In Jersey City (INGESTED) Forbes (12:45)
- Item 12: For Trump, St. Vincent And The Grenadines Became The Isle Of Disappointment (INGESTED) Forbes (12:45)
- Item 8: Tiny Trump: The Real Estate Mogul Behind Trump Condos In New York City Suburbs (INGESTED) Forbes (12:45)
- Item 21: 40% Of Trump's Net Worth Is Tied Up Within One Mile Of Trump Tower (INGESTED) Forbes (12:45)
- Item 17: 5 Big Findings From Investigaton Into Trump's Global Business Network (INGESTED) Forbes (12:45)
- Item 18: Inside The Bankruptcy Of The Puerto Rican Golf Course Trump Managed (INGESTED) Forbes (12:45)
- Item 8: How Trump And Vornado's Steven Roth Became Accidental Partners (INGESTED) Forbes (12:45)
- Item 34: Campaigning For Deals: Foreign Partnerships Trump Made Since His Presidency Announcement (12:45)

Add images – and make them shine

To add images you can either upload them into the editor or drag and drop them directly into the article you're working on.

The image editor lets you define different crop sizes and ratios. By selecting the point of interest, it crops around the point of interest so that is always in the picture.

The screenshot displays the 'Edit Crop' interface for an image. The main image shows a beach scene with several colorful wooden boats (one labeled 'BENTAI' and 'POLYE W-W-W') on the sand. A white circle indicates the selected point of interest. A vertical line and a horizontal line intersect at this point, defining the crop area. The original image dimensions are 1600 X 1067.

Below the main image is a grid of 10 crop options, each showing a preview of the image with the crop area and its dimensions:

- ORIGINAL
- 610X388
- 1250X600
- 1000X1000
- 400X240
- 600X360
- 960X480
- 478X326
- 480X480
- 720X515

On the right side, there is a 'Metadata' panel with the following fields:

- TITLE *
BEach
- DESCRIPTION *
Beach
- ALT TEXT *
Beach
- CREDIT
Ljubar
- COPYRIGHT HOLDER
- ASSIGN RIGHTS
-- Not selected --
- COPYRIGHT NOTICE

At the top right of the editor, there are 'CANCEL' and 'SAVE' buttons.

Put on the finishing touches

Superdesk has a built-in spell checker and dictionaries you can add to.

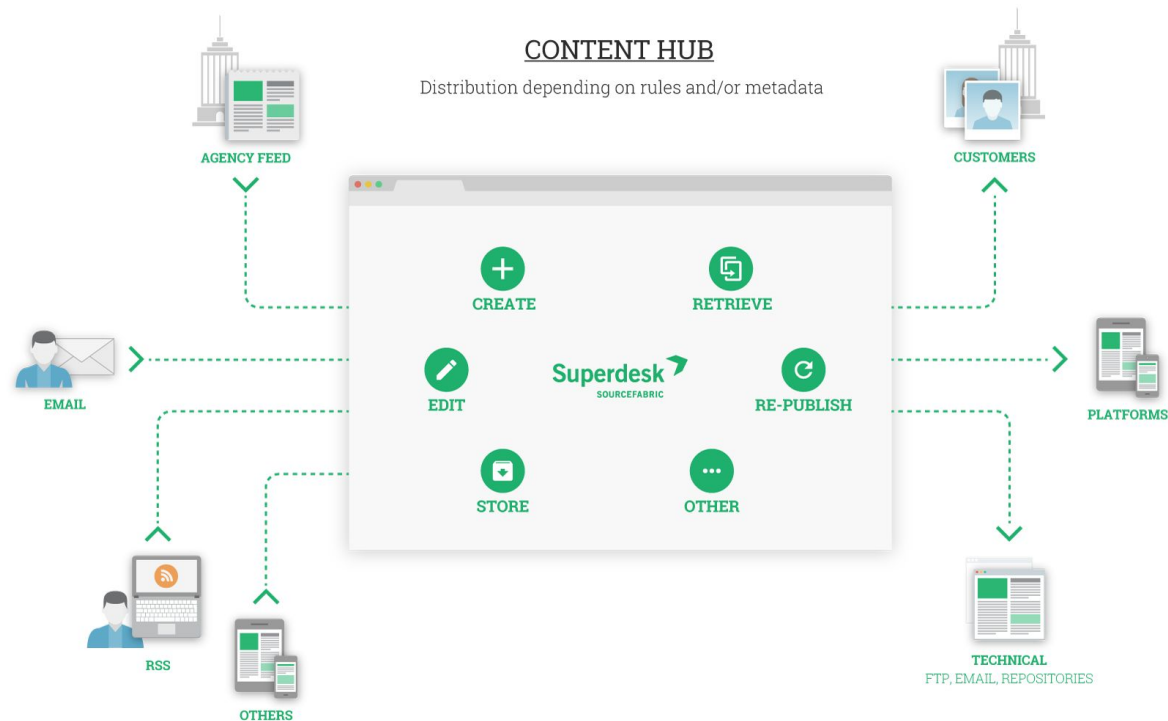
The commenting function provides the option to message people or desks. If you set a notification by tagging a user or desk, it will send an email with a link to the story.

Once you're done with a story you can either publish it or send it to your colleagues on another desk. Then they can publish it, either right away or schedule it for another time.

The screenshot displays the Superdesk interface. On the left, a sidebar shows navigation options like Home, Monitoring, and Search. The main area is divided into two panes. The top pane, titled 'Monitoring', shows a list of articles with columns for status (e.g., 'NEW', 'IN PROGRESS', 'TAKES'), title, desk, and date. The bottom pane, titled 'POLITICS DESK / INCOMING STAGE STAGE', shows a list of articles with columns for status (e.g., 'FETCHED'), title, desk, and date. The right pane shows a detailed view of an article titled 'New Apple iOS Releases Hide A Great Secret Feature'. The article details include: 'Created 03/03 by Demo Admin', 'Modified 03/03', '11 WORDS', 'SOURCE forbes', 'GENRE Article (news)', 'PLACE none', 'CATEGORY', 'SUBJECT', 'ED. NOTE', 'HEADLINE Required', 'BODY Required', and 'FOOTER Add content here'. A 'Send to Publish' sidebar is open on the right, showing options for 'DESTINATION' (Demo), 'EMBARGO', and 'PUBLISHING SCHEDULE'. The 'SEND AND CONTINUE' and 'SEND' buttons are visible at the bottom of the sidebar.

Output

Superdesk's editor comes with full multimedia capabilities. You can add videos, social media content or any other embeddable content via URL or embed code. You can even build tables right from within the editor.



A black and white photograph of a person's hand holding a smartphone over a laptop keyboard. A large green rectangular overlay is positioned in the center, containing the word "INTEGRATIONS" in white, bold, uppercase letters with a thin white underline.

INTEGRATIONS

Easy to integrate with other software

With an API-first architecture, Superdesk plays well with others. Whether existing internal systems or third-party applications, integration is a breeze: no middleware required.

Examples of some typical integrations:

- Image database
- Custom spell checker
- Semantic text analysis

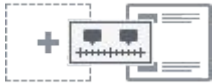
What can Superdesk do for you?



TRAINING AND USER SUPPORT



IMPLEMENTATION AND INTEGRATION



CUSTOM FEATURE DEVELOPMENT




AGILE DEVELOPMENT



CONSULTING AND CONCEPTION



MANAGED SERVICES



Ready to meet
Superdesk
in person?

contact@sourcefabric.org

Let's make news together

www.sourcefabric.org

